

Team Results

THURSDAY May 23, 2024	Week 2					Week 3					
	23-May-24 Team Bank	30-May-24 16 yd Scores N	Team total Winner	bank & Week 2 Ave	next weeks handicap	6-Jun-24 16 yd Scores	23 max rule adjust	Score & Handicap Total	Team total Winner	wk 2-3 Ave	next weeks handicap
THURSDAY FALL TRAP LEAGUE 2024	C		Bank	Scratch = Forced ave		P			HDCP	2	
TEAM 1			104.00					101.40			
JOSE DIAZ - CAPT - 1	21	21		21.00	0.00	19		19.00	★	20.00	0.00
RYAN POWERS - 1	24	21		22.50	0.00	24		24.00	★	22.50	0.00
KYLE BUSHMAN - 1	18	18		18.00	1.40	19		20.40	WINNER	18.50	1.05
PATRICK BALLARD - 1	22	24		23.00	0.00	22		22.00		23.00	0.00
JIM CRAWFORD - 1	20	20		20.00	0.00	16		16.00		18.00	1.40
TEAM 2			110.00					113.40			
DENIS SICARIO - CAPT - 2	18	19	★	18.50	1.05	20		21.05	★	19.50	0.35
JOSH WAR - 2	17	22		19.50	0.35	20		20.35		21.00	0.00
JAWS - 2	20	22	WINNER	21.00	0.00	24		24.00	WINNER	23.00	0.00
KRIS EVERTHINGHAM - 2	22	24		23.00	0.00	24		24.00		24.00	0.00
POGO - 2	21	23		22.00	0.00	24		24.00		23.50	0.00
TEAM 3 -TEAM BB			72.00					94.90			
CHRIS MONTOUR - CAPT - 3	17	20		18.50	1.05	13		14.05		16.50	2.45
CARISSA MONTOUR - 3	5	11		8.00	8.40	8		16.40		9.50	7.35
JAIDA MONTOUR - 3	14	18		16.00	2.80	16		18.80		17.00	2.10
JAIME? ANDREW POOHIRUN - 3	20	16		18.00	1.40	22	-0.40	23.00		19.00	0.70
JASMINE MONTOUR - 3	14	7		10.50	6.65	16		22.65		11.50	5.95
TEAM 4			98.00					99.70			
RICK CHISM - CAPT - 4	16	18	★	17.00	2.10	20		22.10		19.00	0.70
KIM CHISM - 4	15	16		15.50	3.15	13		16.15		14.50	3.85
KADELEY - 4	12	21	WINNER	16.50	2.45	18		20.45		19.50	0.35
JASON NORRIS - 4	21	22		21.50	0.00	21		21.00		21.50	0.00
JOSH ROBERTS - 4	21	21		21.00	0.00	20		20.00		20.50	0.00
TEAM 5			108.00					101.45			
TOM SAUNDERS - CAPT - 5	13	20	★	16.50	2.45	13		15.45		16.50	2.45
TIM TURNER - 5	17	24		20.50	0.00	24		24.00		24.00	0.00
TIM ALLISON - 5	19	21		20.00	0.00	18		18.00		19.50	0.35
KEN REED - 5	24	22	WINNER	23.00	0.00	24		24.00		23.00	0.00
KRISTI REED - 5	20	21		20.50	0.00	20		20.00		20.50	0.00
TEAM 6			62.00					89.75			
DEBBIE HOSTETLER - CAPT - 6	8	11		9.50	7.35	8		15.35		9.50	7.35
CHANTEL MAYBACH - 6	18	17		17.50	1.75	10		11.75		13.50	4.55
LESLIE HOSTETLER - 6	15	14		14.50	3.85	14		17.85		14.00	4.20
DARCIE COX - 6	6	6		6.00	9.80	12		21.80		9.00	7.70
RACHAEL ERRTHUM - 6	9	14		11.50	5.95	21	-3.95	23.00		17.50	1.75
TEAM 7			96.86					113.05			
CLAY ERNSBERGER - CAPT - 7	13	24	★	18.50	1.05	20		21.05	★	22.00	0.00
LEIF LINDAHL - 7	23	23		23.00	0.00	23		23.00	★	23.00	0.00
MELVIN FRY - 7	17	17	WINNER	17.00	2.10	23	-2.10	23.00	WINNER	20.00	0.00
KC	16.43	16		16.43	2.50	23	-2.30	23.00		19.62	0.27
MACK	16.43	16		16.43	2.50	23	-2.30	23.00		19.62	0.27
TEAM 8			80.00					98.90			
ILL - I - AM BILL CLARK - CAPT - 8	15	21		18.00	1.40	16		17.40	★	18.50	1.05
JEFF PALENEK - 8	10	17		13.50	4.55	20	-1.55	23.00	★	18.50	1.05
JOEL PALENEK - 8	15	8		11.50	5.95	10		15.95	WINNER	9.00	7.70
MAGALI - 8	14	13		13.50	4.55	15		19.55		14.00	4.20
LUKE FISHER - 8	21	21		21.00	0.00	23		23.00		22.00	0.00
TEAM 9			83.00					106.32			
JOHN MUSSO - CAPT - 9	20	21		20.50	0.00	20		20.00	★	20.50	0.00
PHILLIP STOCKER - 9	17	17		17.00	2.10	21	-0.10	23.00	★	19.00	0.70
CURTIS STOCKER - 9	14.75	15		14.88	3.59	18		21.25	WINNER	16.33	2.57
CRAIG CASS - 9	18	18		18.00	1.40	18		19.07		17.84	1.52
LOUIS LEDOUX - 9	12	12		12.00	5.60	18	-0.60	23.00		15.00	3.50
TEAM 10			102.33					84.13			
NOAH BRESS - CAPT - 10	19	24	★	21.50	0.00	19		19.00		21.50	0.00
ERIC BRESS - 10	21	21		21.00	0.00	12		12.00		16.50	2.45
LINCOLN TURNER - 10	15	19	WINNER	17.17	1.98	15		16.98		17.17	1.98
GPA TURNER - 10	19	19		19.00	0.70	19		19.70		19.00	0.70
ZEKE ZAMARRIPA - 10	14	19		16.50	2.45	14		16.45		16.50	2.45

Team Totals	match Win	Cumulative Score	Wins	Place	Week 3	match Win	Cumulative Score	Wins	Place
		scratch							
Team 1		104.00	0.0	6	Team 1	1.0	205.40	1.0	4
Team 2	1.0	110.00	1.0	1ST	Team 2	1.0	223.40	2.0	1ST
Team 3		72.00	0.0	9	Team 3		166.90	0.0	9
Team 4	1.0	98.00	1.0	4	Team 4		197.70	1.0	5
Team 5	1.0	108.00	1.0	2ND	Team 5		209.45	1.0	3RD
Team 6		62.00	0.0	10	Team 6		151.75	0.0	10
Team 7	1.0	96.86	1.0	5	Team 7	1.0	209.91	2.0	2ND
Team 8		80.00	0.0	8	Team 8	1.0	178.90	1.0	8
Team 9		83.00	0.0	7	Team 9	1.0	189.32	1.0	6
Team 10	1.0	102.33	1.0	3RD	Team 10		186.47	1.0	6








Team Results

THURSDAY May 23, 2024		Week 4					Week 5					
Shooter/Division	13-Jun-24 16 yd Scores	23 max rule adjust	Score & Handicap Total	Team total Winner	wk 2-4 Ave	next weeks handicap	27-Jun-24 16 yd Scores	23 max rule adjust	Score & Handicap Total	Team total Winner	wk 2-5 Ave	next weeks handicap
THURSDAY FALL TRAP LEAGUE 2024												
TEAM 1												
				HDCP 106.45	3					HDCP 107.10	4	
JOSE DIAZ - CAPT - 1	23		23.00	★	21.00	0.00	21		21.00	★	21.00	0.00
RYAN POWERS - 1	20		20.00	★	21.67	0.00	24		24.00	★	22.25	0.00
KYLE BUSHMAN - 1	21		22.05	WINNER	19.33	0.47	18		18.47	WINNER	19.00	0.70
PATRICK BALLARD - 1	23		23.00		23.00	0.00	22		22.00		22.75	0.00
JIM CRAWFORD - 1	17		18.40		17.67	1.63	20		21.63		18.25	1.23
TEAM 2												
				111.35						106.00		
DENIS SICARIO - CAPT - 2	22		22.35	★	20.33	0.00	22		22.00	★	20.75	0.00
JOSH WAR - 2	20		20.00	★	20.67	0.00	16		16.00	★	19.50	0.35
JAWS - 2	25		25.00	WINNER	23.67	0.00	22		22.00	WINNER	23.25	0.00
KRIS EVERTHINGHAM - 2	22		22.00		23.33	0.00	23		23.00		23.25	0.00
POGO - 2	22		22.00		23.00	0.00	23.00		23.00		23.00	0.00
TEAM 3 -TEAM BB												
				90.55						93.90		
CHRIS MONTOUR - CAPT - 3	14		16.45		15.67	3.03	18		21.03		16.25	2.63
CARISSA MONTOUR - 3	10		17.35		9.67	7.23	9		16.23		9.50	7.35
JAIDA MONTOUR - 3	12		14.10		15.33	3.27	17		20.27		15.75	2.98
JAIME? ANDREW POOHIRUN - 3	20		20.70		19.33	0.47	17		17.47		18.75	0.88
JASMINE MONTOUR - 3	16		21.95		13.00	4.90	14		18.90		13.25	4.73
TEAM 4												
				90.90						95.60		
RICK CHISM - CAPT - 4	18		18.70		18.67	0.93	21		21.93		19.25	0.53
KIM CHISM - 4	16		19.85		15.00	3.50	8		11.50		13.25	4.73
KADELEY - 4	19		19.35		19.33	0.47	18		18.47		19.00	0.70
JASON NORRIS - 4	16		16.00		19.67	0.23	21.00		21.23		20.00	0.00
JOSH ROBERTS - 4	17		17.00		19.33	0.47	22		22.47		20.00	0.00
TEAM 5												
				107.35						109.00		
TOM SAUNDERS - CAPT - 5	21	-0.45	23.00		18.00	1.40	23	-1.40	23.00	★	19.25	0.53
TIM TURNER - 5	24		24.00		24.00	0.00	17		17.00	★	22.25	0.00
TIM ALLISON - 5	21		21.35		20.00	0.00	20		20.00	WINNER	20.00	0.00
KEN REED - 5	21		21.00		22.33	0.00	24		24.00		22.75	0.00
KRISTI REED - 5	18		18.00		19.67	0.23	25	-0.23	25.00		21.00	0.00
TEAM 6												
				80.55						96.80		
DEBBIE HOSTETLER - CAPT - 6	7		14.35		8.67	7.93	11		18.93	★	9.25	7.53
CHANTEL MAYBACH - 6	16		20.55		14.33	3.97	18		21.97	★	15.25	3.33
LESLIE HOSTETLER - 6	15		19.20		14.33	3.97	11		14.97	WINNER	13.50	4.55
DARCIE COX - 6	8		15.70		8.67	7.93	10		17.93		9.00	7.70
RACHAEL ERRTHUM - 6	9		10.75		14.67	3.73	20	-0.73	23.00		16.00	2.80
TEAM 7												
				86.54						102.75		
CLAY ERNSBERGER - CAPT - 7	18		18.00		20.67	0.00	24		24.00	★	21.50	0.00
LEIF LINDAHL - 7	25		25.00		23.67	0.00	21		21.00	★	23.00	0.00
MELVIN FRY - 7	20		20.00		20.00	0.00	18		18.00	WINNER	19.50	0.35
KC	9		9.27		16.08	2.75	14		16.75		15.56	3.11
MACK	14		14.27		17.74	1.58	22	-0.58	23.00		18.81	0.83
TEAM 8												
				99.00						99.30		
ILL - I - AM BILL CLARK - CAPT - 8	21		22.05	★	19.33	0.47	15		15.47		18.25	1.23
JEFF PALENEK - 8	19		20.05		18.67	0.93	18		18.93		18.50	1.05
JOEL PALENEK - 8	10		17.70	WINNER	9.33	7.47	15		22.47		10.75	6.48
MAGALI - 8	13		17.20		13.67	4.43	18		22.43		14.75	3.68
LUKE FISHER - 8	22		22.00		22.00	0.00	20		20.00		21.50	0.00
TEAM 9												
				93.62						106.71		
JOHN MUSSO - CAPT - 9	24		24.00	★	21.67	0.00	20		20.00		21.25	0.00
PHILLIP STOCKER - 9	17		17.70		18.33	1.17	23	-1.17	23.00		19.50	0.35
CURTIS STOCKER - 9	14.33333		16.90	WINNER	15.67	3.03	21	-3.03	21.00		17.00	2.10
CRAIG CASS - 9	17		18.52		17.56	1.71	19		20.71		17.92	1.46
LOUIS LEDOUX - 9	13		16.50		14.33	3.97	18.75	-0.72	22.00		15.44	3.19
TEAM 10												
				87.13						94.46		
NOAH BRESS - CAPT - 10	20		20.00	★	21.00	0.00	24		24.00		21.75	0.00
ERIC BRESS - 10	21	-0.45	23.00		18.00	1.40	19		20.40		18.25	1.23
LINCOLN TURNER - 10	16		17.98	WINNER	16.78	2.26	22	-1.26	23.00		18.08	1.34
GPA TURNER - 10	7		7.70		15.00	3.50	9		12.50		13.50	4.55
ZEKE ZAMARRIPA - 10	16		18.45		16.33	2.57	12		14.57		15.25	3.33

Team Totals	Week 4	match Win	Cumulative Score	Wins	Place	Week 5	match Win	Cumulative Score	Wins	Place
Team 1	1.0	311.85	2.0	2ND	Team 1	1.0	418.95	3.0	2ND	
Team 2	1.0	334.75	3.0	1ST	Team 2	1.0	440.75	4.0	1ST	
Team 3		257.45	0.0	9	Team 3		351.35	0.0	10	
Team 4		288.60	1.0	8	Team 4		384.20	1.0	8	
Team 5		316.80	1.0	7	Team 5	1.0	425.80	2.0	5	
Team 6		232.30	0.0	10	Team 6	1.0	329.10	1.0	9	
Team 7	1.0	296.45	2.0	3RD	Team 7	1.0	399.19	3.0	3RD	
Team 8	1.0	277.90	2.0	4	Team 8		377.20	2.0	6	
Team 9	1.0	282.94	2.0	5	Team 9		389.65	2.0	7	
Team 10	1.0	273.60	2.0	6	Team 10	1.0	368.06	3.0	4	



THURSDAY May 23, 2024		Week 6				
Shooter/Division	4-Jul-24 16 yd Scores	23 max rule adjust	Score & Handicap Total	Team total Winner	wk 2-6 Ave	next weeks handicap
V						
THURSDAY FALL TRAP LEAGUE 2024				HDCP	5	
TEAM 1				111.70		
JOSE DIAZ - CAPT - 1	22		22.00	 WINNER	21.20	0.00
RYAN POWERS - 1	23		23.00		22.40	0.00
KYLE BUSHMAN - 1	22		22.70		19.60	0.28
PATRICK BALLARD - 1	21		21.00		22.40	0.00
JIM CRAWFORD - 1	22	-0.23	23.00		19.00	0.70
TEAM 2				109.35		
DENIS SICARIO - CAPT - 2	22		22.00		21.00	0.00
JOSH WAR - 2	17		17.35		19.00	0.70
JAWS - 2	25		25.00		23.60	0.00
KRIS EVERTHINGHAM - 2	24		24.00		23.40	0.00
POGO - 2	21		21.00		22.60	0.00
TEAM 3 -TEAM BB				103.82		
CHRIS MONTOUR - CAPT - 3	19		21.63	 WINNER	16.80	2.24
CARISSA MONTOUR - 3	15		22.35		10.60	6.58
JAIDA MONTOUR - 3	19		21.98		16.40	2.52
JAIME? ANDREW POOHIRUN - 3	14		14.88		17.80	1.54
JASMINE MONTOUR - 3	21	-2.73	23.00		14.80	3.64
TEAM 4				99.95		
RICK CHISM - CAPT - 4	22		22.53	 WINNER	19.80	0.14
KIM CHISM - 4	12		16.73		13.00	4.90
KADELEY - 4	21		21.70		19.40	0.42
JASON NORRIS - 4	21		21.00		20.20	0.00
JOSH ROBERTS - 4	18		18.00		19.60	0.28
TEAM 5				117.00		
TOM SAUNDERS - CAPT - 5	25	-0.53	25.00	 WINNER	20.40	0.00
TIM TURNER - 5	25		25.00		22.80	0.00
TIM ALLISON - 5	24		24.00		20.80	0.00
KEN REED - 5	24		24.00		23.00	0.00
KRISTI REED - 5	19		19.00		20.60	0.00
TEAM 6				91.90		
DEBBIE HOSTETLER - CAPT - 6	14		21.53		10.20	6.86
CHANTEL MAYBACH - 6	8		11.33		13.80	4.34
LESLIE HOSTETLER - 6	15		19.55		13.80	4.34
DARCIE COX - 6	13		20.70		9.80	7.14
RACHAEL ERRTHUM - 6	16		18.80		16.00	2.80
TEAM 7				103.29		
CLAY ERNSBERGER - CAPT - 7	22		22.00	 WINNER	21.60	0.00
LEIF LINDAHL - 7	24		24.00		23.20	0.00
MELVIN FRY - 7	22		22.35		20.00	0.00
KC	13		16.11		15.05	3.47
MACK	18		18.83		18.65	0.95
TEAM 8				103.95		
ILL - I - AM BILL CLARK - CAPT - 8	19		20.23		18.40	1.12
JEFF PALENEK - 8	14		15.05		17.60	1.68
JOEL PALENEK - 8	19	-2.48	23.00		12.40	5.32
MAGALI - 8	17		20.68		15.20	3.36
LUKE FISHER - 8	25		25.00		22.20	0.00
TEAM 9				93.60		
JOHN MUSSO - CAPT - 9	21		21.00		21.20	0.00
PHILLIP STOCKER - 9	16.5		16.85		18.90	0.77
CURTIS STOCKER - 9	16.5		18.60		16.90	2.17
CRAIG CASS - 9	16		17.46		17.53	1.73
LOUIS LEDOUX - 9	16.5		19.69		15.65	3.05
TEAM 10				101.44		
NOAH BRESS - CAPT - 10	24		24.00		22.20	0.00
ERIC BRESS - 10	19		20.23		18.40	1.12
LINCOLN TURNER - 10	20		21.34		18.47	1.07
GPA TURNER - 10	12		16.55		13.20	4.76
ZEKE ZAMARRIPA - 10	16		19.33		15.40	3.22

Team Totals	Week 6	match Win	Cumulative Score	Wins	Place
Team 1	1.0	530.65	4.0	2nd	
Team 2	550.10	4.0	1st		
Team 3	1.0	455.17	1.0	9	
Team 4	1.0	484.15	2.0	6	
Team 5	1.0	542.80	3.0	4	
Team 6		421.00	1.0	10	
Team 7	1.0	502.49	4.0	3rd	
Team 8		481.15	2.0	8	
Team 9		483.25	2.0	7	
Team 10		469.50	3.0	5	








THURSDAY May 23, 2024		Week 7				
Shooter/Division	11-Jul-24 16 yd Scores	23 max rule adjust	Score & Handicap Total	Team total Winner	wk 2-7 Ave	next weeks handicap
THURSDAY FALL TRAP LEAGUE 2024		X		HDCP	6	
TEAM 1				113.70		
JOSE DIAZ - CAPT - 1	25		25.00	★ WINNER	21.83	0.00
RYAN POWERS - 1	22		22.00		22.33	0.00
KYLE BUSHMAN - 1	23	-0.28	23.00		20.17	0.00
PATRICK BALLARD - 1	22		22.00		22.33	0.00
JIM CRAWFORD - 1	21		21.70		19.33	0.47
TEAM 2				113.70		
DENIS SICARIO - CAPT - 2	24		24.00	★ WINNER	21.50	0.00
JOSH WAR - 2	19		19.70		19.00	0.70
JAWS - 2	25		25.00		23.83	0.00
KRIS EVERTHINGHAM - 2	23		23.00		23.33	0.00
POGO - 2	22		22.00		22.50	0.00
TEAM 3 -TEAM BB				83.52		
CHRIS MONTOUR - CAPT - 3	12		14.24		16.00	2.80
CARISSA MONTOUR - 3	6		12.58		9.83	7.12
JAIDA MONTOUR - 3	19		21.52		16.83	2.22
JAIME? ANDREW POOHIRUN - 3	17		18.54		17.67	1.63
JASMINE MONTOUR - 3	13		16.64		14.50	3.85
TEAM 4				82.49		
RICK CHISM - CAPT - 4	15		15.14		19.00	0.70
KIM CHISM - 4	15		19.90		13.33	4.67
KADELEY - 4	18		18.42		19.17	0.58
JASON NORRIS - 4	15		15.00		19.33	0.47
JOSH ROBERTS - 4	13.75		14.03		18.63	0.96
TEAM 5				108.00		
TOM SAUNDERS - CAPT - 5	23		23.00	★ WINNER	20.83	0.00
TIM TURNER - 5	20		20.00		22.33	0.00
TIM ALLISON - 5	23		23.00		21.17	0.00
KEN REED - 5	22		22.00		22.83	0.00
KRISTI REED - 5	20		20.00		20.50	0.00
TEAM 6				83.28		
DEBBIE HOSTETLER - CAPT - 6	10		16.86		10.17	6.88
CHANTEL MAYBACH - 6	12		16.34		13.50	4.55
LESLIE HOSTETLER - 6	14		18.34		13.83	4.32
DARCIE COX - 6	7.8		14.94		9.47	7.37
RACHAEL ERRTHUM - 6	14		16.80		15.67	3.03
TEAM 7				89.11		
CLAY ERNSBERGER - CAPT - 7	13		13.00		20.17	0.00
LEIF LINDAHL - 7	20		20.00		22.67	0.00
MELVIN FRY - 7	22		22.00		20.33	0.00
KC	13.046		16.51		14.71	3.70
MACK	16.646		17.59		18.31	1.18
TEAM 8				99.48		
ILL - I - AM BILL CLARK - CAPT - 8	21		22.12		18.83	0.82
JEFF PALENEK - 8	16		17.68		17.33	1.87
JOEL PALENEK - 8	15		20.32		12.83	5.02
MAGALI - 8	16		19.36		15.33	3.27
LUKE FISHER - 8	20		20.00		21.83	0.00
TEAM 9				95.16		
JOHN MUSSO - CAPT - 9	21		21.00	★ WINNER	21.17	0.00
PHILLIP STOCKER - 9	16.9		17.67		18.57	1.00
CURTIS STOCKER - 9	14.9		17.07		16.57	2.40
CRAIG CASS - 9	21		22.73		18.11	1.32
LOUIS LEDOUX - 9	13.65		16.70		15.32	3.28
TEAM 10				106.83		
NOAH BRESS - CAPT - 10	23		23.00	★ WINNER	22.33	0.00
ERIC BRESS - 10	22	-0.12	23.00		19.00	0.70
LINCOLN TURNER - 10	21		22.07		18.89	0.78
GPA TURNER - 10	11		15.76		12.83	5.02
ZEKE ZAMARRIPA - 10	22	-2.22	23.00		16.50	2.45

Team Totals	Week 7	match Win	Cumulative Score	Wins	Place
Team 1	1.0		644.35	5.0	2nd
Team 2	1.0		663.80	5.0	1st
Team 3			538.69	1.0	9
Team 4			566.64	2.0	8
Team 5	1.0		650.80	4.0	3rd
Team 6			504.28	1.0	10
Team 7			591.60	4.0	4
Team 8			580.63	2.0	7
Team 9	1.0		578.41	3.0	6
Team 10	1.0		576.34	4.0	5



Team Results

THURSDAY May 23, 2024		Week 8				
Shooter/Division	18-Jul-24 16 yd Scores	23 max rule adjust	Score & Handicap Total	Team total Winner	wk 2-8 Ave	next weeks handicap
THURSDAY FALL TRAP LEAGUE 2024		Z		HDCP	7	
TEAM 1				113.00		
JOSE DIAZ - CAPT - 1	23		23.00	 WINNER	22.00	0.00
RYAN POWERS - 1	23		23.00		22.43	0.00
KYLE BUSHMAN - 1	22		22.00		20.43	0.00
PATRICK BALLARD - 1	22		22.00		22.29	0.00
JIM CRAWFORD - 1	23	-0.47	23.00		19.86	0.10
TEAM 2				106.70		
DENIS SICARIO - CAPT - 2	18		18.00	 WINNER	21.00	0.00
JOSH WAR - 2	22		22.70		19.43	0.40
JAWS - 2	20		20.00		23.29	0.00
KRIS EVERTHINGHAM - 2	23		23.00		23.29	0.00
POGO - 2	23		23.00		22.57	0.00
TEAM 3 -TEAM BB				69.62		
CHRIS MONTOUR - CAPT - 3	9		11.80		15.00	3.50
CARISSA MONTOUR - 3	9		16.12		9.71	7.20
JAIDA MONTOUR - 3	16		18.22		16.71	2.30
JAIME? ANDREW POOHIRUN - 3	3		4.63		15.57	3.10
JASMINE MONTOUR - 3	15		18.85		14.57	3.80
TEAM 4				76.13		
RICK CHISM - CAPT - 4	17		17.70		18.71	0.90
KIM CHISM - 4	4		8.67		12.00	5.60
KADELEY - 4	16		16.58		18.71	0.90
JASON NORRIS - 4	18		18.47		19.14	0.60
JOSH ROBERTS - 4	13.75		14.71		17.93	1.45
TEAM 5				103.00		
TOM SAUNDERS - CAPT - 5	20		20.00		20.71	0.00
TIM TURNER - 5	20		20.00		22.00	0.00
TIM ALLISON - 5	22		22.00		21.29	0.00
KEN REED - 5	19		19.00		22.29	0.00
KRISTI REED - 5	22		22.00		20.71	0.00
TEAM 6				80.21		
DEBBIE HOSTETLER - CAPT - 6	12		18.88		10.43	6.70
CHANTEL MAYBACH - 6	11		15.55		13.14	4.80
LESLIE HOSTETLER - 6	11.83333		16.15		13.55	4.52
DARCIE COX - 6	9.611111		16.98		9.49	7.36
RACHAEL ERRTHUM - 6	9.61		12.64		14.80	3.64
TEAM 7				100.66		
CLAY ERNSBERGER - CAPT - 7	18.16667		18.17		19.88	0.08
LEIF LINDAHL - 7	16		16.00		21.71	0.00
MELVIN FRY - 7	22		22.00		20.57	0.00
KC	17.79167		21.49		15.15	3.39
MACK	23	-1.18	23.00		18.98	0.71
TEAM 8				115.13		
ILL - I - AM BILL CLARK - CAPT - 8	24	-0.82	24.00	 WINNER	19.57	0.30
JEFF PALENEK - 8	20		21.87		17.71	1.60
JOEL PALENEK - 8	20	-2.02	23.00		13.86	4.30
MAGALI - 8	19		22.27		15.86	2.90
LUKE FISHER - 8	24		24.00		22.14	0.00
TEAM 9				115.33		
JOHN MUSSO - CAPT - 9	25		25.00	 WINNER	21.71	0.00
PHILLIP STOCKER - 9	21		22.00		18.91	0.76
CURTIS STOCKER - 9	21	-0.40	23.00		17.20	1.96
CRAIG CASS - 9	21		22.32		18.52	1.03
LOUIS LEDOUX - 9	21	-1.28	23.00		16.13	2.71
TEAM 10				107.24		
NOAH BRESS - CAPT - 10	22		22.00	 WINNER	22.29	0.00
ERIC BRESS - 10	23	-0.70	23.00		19.57	0.30
LINCOLN TURNER - 10	20		20.78		19.05	0.67
GPA TURNER - 10	16		21.02		13.29	4.70
ZEKE ZAMARRIPA - 10	18		20.45		16.71	2.30

Team Totals	Week 8	match Win	Cumulative Score	Wins	Place
Team 1	1.0	757.34	6.0	2nd	
Team 2	1.0	770.50	6.0	1st	
Team 3		608.31	1.0	9	
Team 4		642.77	2.0	8	
Team 5		753.80	4.0	4	
Team 6		584.49	1.0	10	
Team 7		692.26	4.0	6	
Team 8	1.0	695.75	3.0	7	
Team 9	1.0	693.74	4.0	5	
Team 10	1.0	683.58	5.0	3rd	

